



## A PERFECT ALTERNATIVE OF NATURAL BAMBOO MATTING


Designed to replicate natural bamboo matting's beauty, ONETHATCH Woven Mat is handcrafted from durable, recyclable, and non-toxic synthetic fiber. Wherever you install our faux bamboo decorative mats, you'll be amazed at how well it withstands inclement climate conditions, pest damages, and general wear & tears for decades while still looking gorgeous.

### Colors


Available with three standard colors below. Custom color is available for commercial projects.



Teak

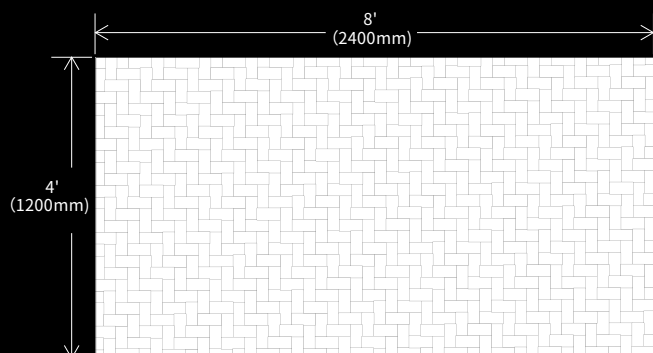


Walnut

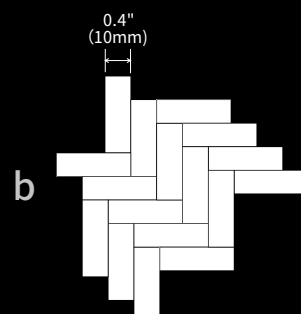
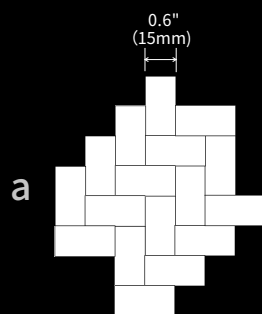


Carbonized

### Specs




Custom sizes are available.



Available in two weaving patterns.

# Guarantee

ONETHATCH Woven Mat has been stringently tested by the international authorities to guarantee decades of worry-free beauty.



### Fire Retardant

Fire is a major concern when it comes to natural materials. Our bamboo matting is available with ASTM E84 class A-rated fire retardant version.



### Weather Resistant

We take pride in the quality of our synthetic weaved mat, which is strong enough to last for decades.



### Mold Resistant

Crafted from high-grade HDPE resins, our synthetic woven mat is highly mold, rot, and insect resistant.

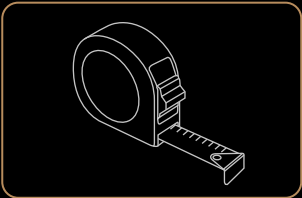


### Non-Toxic

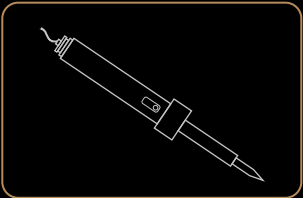
Our artificial woven mats are also recyclable and eco-friendly as they contain no polyvinyl chloride (PVC).

# Installation Guide


## Tools ▶



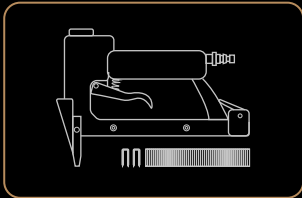
Tape Measure



Electric Welder

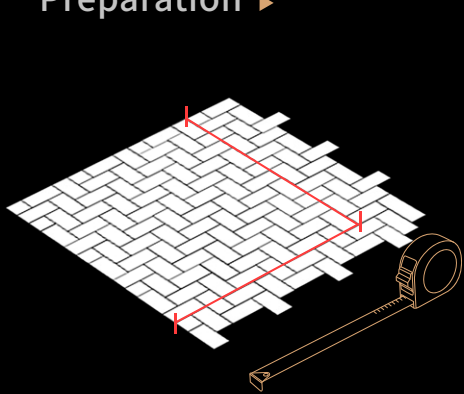


Scissor

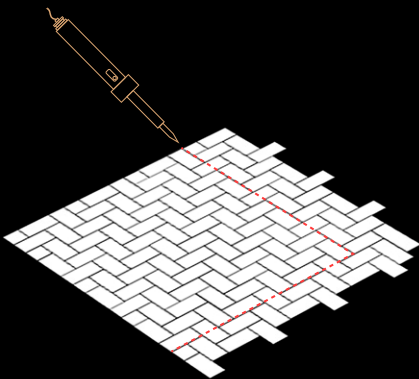


Staple Gun

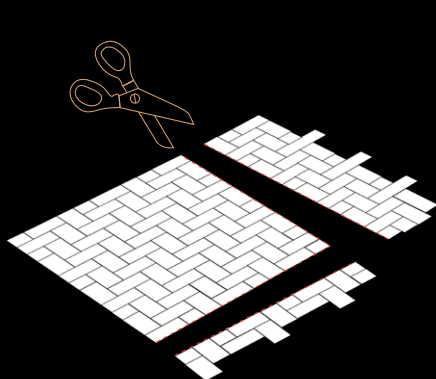
## Preparation ▶



01.Measure and mark the cutting lines.

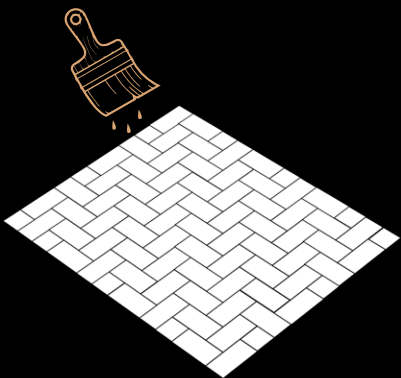


02.Weld between the fibers along the marked line.

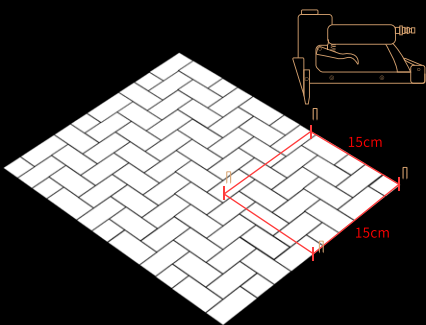


03.Cut the material along the line.

## Installation ▶



01.Coat the back of the material with contact cement adhesive and attach it to the substrate.



02.Place a nail or staple every 15cm in each direction.